

**dom 6-900a**

Studio Meda, 2017

Armlehnstuhl, Sitz Formsperrholz, offener Rücken,  
Sprossen und Hinterfüsse massiv gebogen  
B54, T55, H80, SH46

Studio Meda, 2017

Fauteuil, assise en contreplaqué moulé, dossier ouvert,  
échelons et pieds du dossier en bois massif cintré  
L54, P55, H80, HAss46

Studio Meda, 2017

Armchair, seat moulded plywood, open back, rungs and  
back feet solid curved  
W54, D55, H80, SH46

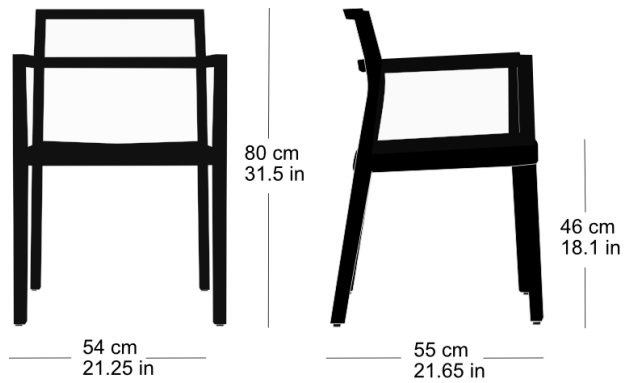
## Varianten / variantes / variants

Dom  
6-900Dom  
6-900vDom  
6-906Dom  
6-906vDom  
6-906aDom  
6-910Dom  
6-910vDom  
6-910aDom  
6-916Dom  
6-916vDom  
6-916aDom  
17-900Dom  
17-910Dom  
6-815Dom  
6-825Dom  
11-900Dom  
11-906Dom  
11-900rDom  
11-906r

**dom 6-900a**

## Technische Angaben / specifications / specifications

## Masse / mesure / measure



Gewicht / ponds / weight 6.5 kg 13.0 lb

Reihenverbindung /  
accouplement / mating system ja / oui / yes

Stapelung / empilage / stacking 5 Stühle / chaises / chairs

**dom 6-900a**

## Holzarten / types de bois / types of wood



Buche natur      BN 000 AM  
Beech natural    BN 000 AM  
Hêtre naturel    BN 000 AM



Buche schwarz      BB 203 SG  
Beech black        BB 203 SG  
Hêtre noir         BB 203 SG




Eiche natur        EN 000 AM  
Oak natural        EN 000 AM  
Chêne naturel     EN 000 AM




Buche anthrazit    BB 200 SG  
Beech anthracite   BB 200 SG  
Hêtre anthracite   BB 200 SG



Buche geweisst    BG 172 SG  
Beech whitewashed BG 172 SG  
Hêtre teinté blanc BG 172 SG



Buche Ebony        BB 100 SG  
Beech ebony        BB 100 SG  
Hêtre teinté ebony BB 100 SG



Buche Nuss         BB 151 SG  
Beech walnut       BB 151 SG  
Hêtre teinté noyer BB 151 SG

## Belag / revêtement / surface