

lyra tabouret 11-660

Hannes Wettstein, 2007

Sitz Formsperrholz, Hinterfüsse und Rücken massiv
gebogen

B46, T44, H84, SH60



Hannes Wettstein, 2007

Assise en contreplaqué moulé, dossier et pieds arrière en
bois massif cintré

L46, P44, H84, HAss60

Hannes Wettstein, 2007

Moulded plywood seat, rear legs and back solid
bentwood


W46, D44, H84, SH60

Varianten / variantes / variants

Lyra
11-680Lyra
11-663Lyra
11-683Lyra
6-540Lyra
6-540aLyra
6-543Lyra
6-543aLyra
6-550Lyra
6-550aLyra
6-553Lyra
6-553aLyra
6-555Lyra
6-555a

Technische Angaben / specifications / specifications

Masse / mesure / measure

46cm
18.1 in84 cm
33.1 in44 cm
17.3 in60 cm
23.6 in

Gewicht / ponds / weight

4.2 kg 8.4 lb

lyra tabouret 11-660

Holzarten / types de bois / types of wood

Belag / revêtement / surface




Hêtre naturel BN 000 AM
Buche natur BN 000 AM
Beech natural BN 000 AM



Hêtre noir BB 203 SG
Buche schwarz BB 203 SG
Beech black BB 203 SG



Chêne naturel EN 000 AM
Eiche natur EN 000 AM
Oak natural EN 000 AM



Hêtre anthracite BB 200 SG
Buche anthrazit BB 200 SG
Beech anthracite BB 200 SG




Frêne naturel FN 000 AM
Esche natur FN 000 AM
Ash natural FN 000 AM



Chêne chêne fumée EB 535 AM
Eiche Räuchereiche EB 535 AM
Oak smoked oak EB 535 AM



Hêtre teinté blanc BG 172 SG
Buche geweisst BG 172 SG
Beech whitewashed BG 172 SG




Hêtre teinté ebony BB 100 SG
Buche Ebony BB 100 SG
Beech ebony BB 100 SG



Frêne pigmenté blanc FW 001 OL
Esche weisspigmentiert FW 001 OL
Ash white-pigmented FW 001 OL



Hêtre teinté noyer BB 151 SG
Buche Nuss BB 151 SG
Beech walnut BB 151 SG



Frêne noir FB 203 AM
Esche schwarz FB 203 AM
Ash black FB 203 AM